



# Valve Regulated Lead-Acid Rechargeable Battery

## BPX7-12

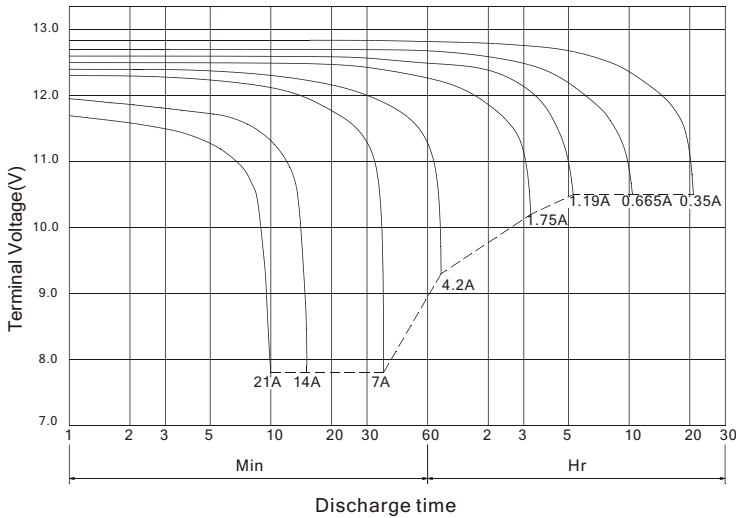


The battery is constructed by plates, separators, safety valves and container. Since the electrolyte is held by a glass-mat separator and plates, the battery can be used in any direction and position without leakage except for upside down position.

### PERFORMANCE SPECIFICATIONS

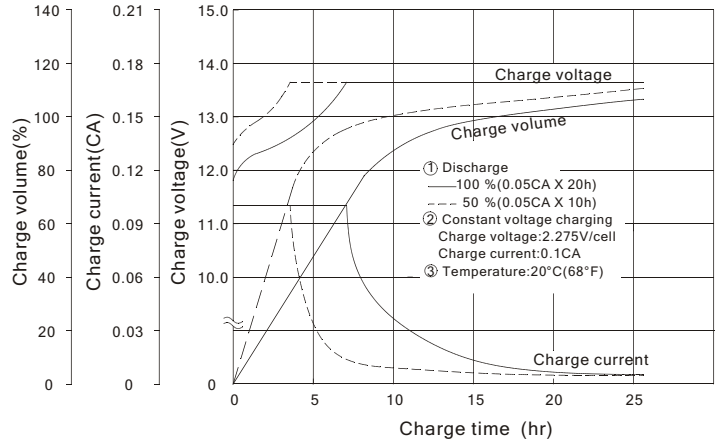
Nominal Voltage(V).....	12 volts(6cells in series)
Nominal Capacity(Ah)	
20 hour rate F.V.(1.75V/cell) (350mA to 10.50volts) .....	7.0 Ah
10 hour rate F.V.(1.75V/cell) (665mA to 10.50volts) .....	6.65 Ah
5 hour rate F.V.(1.75V/cell) (1190mA to 10.50volts) .....	5.95 Ah
1 hour rate F.V.(1.55V/cell) (4200mA to 9.30volts).....	4.2 Ah
Approximate Weight.....	2350g(5.18lbs.)
Terminal	
Standard.....	Type T2
Optional.....	Type T1
Internal Resistance (Fully Charged Battery).....	≤ 27m Ω
Maximum Discharge Current For 5 sec.(A).....	105A
Maximum Charge Current(A).....	2.1A
Ambient Temperature	
Charge.....	0°C(32°F)~40°C(104°F)
Discharge.....	-20°C(-4°F)~50°C(122°F)
Storage.....	-20°C(-4°F)~40°C(104°F)
Vibration test:	
Frequency: 16.7Hz	
Amplitude: 4mm	
Vibrate the battery horizontally or vertically for 60 minutes. The battery have no abnormality.	
Case.....	ABS: UL 94-HB
Dimension(mm/inch)	
Length ±1.5mm.....	151/5.94
Width ±1.5mm.....	65/2.56
Container Height ±1.5mm.....	93/3.66
Total Height ±2mm.....	98/3.86
Application.....	UPS.Laboratory Equipment, Toy-Cars, Power Packs, Fishing Lights.

## BPX7-12 Battery discharge characteristics (25°C/77°F)



## Battery Charging Characteristics

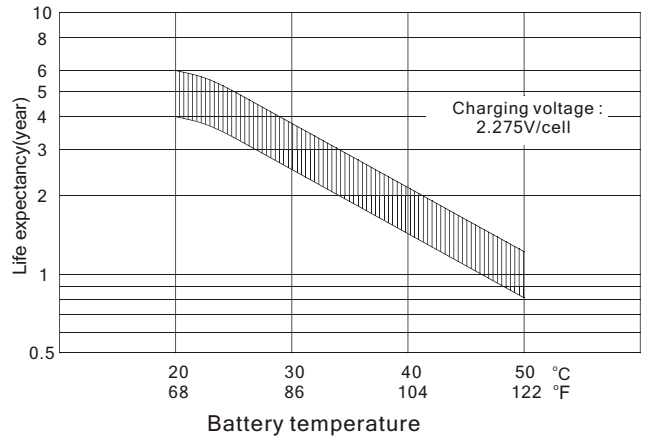
(Typical example of the charge characteristics for the standby use)



## Charging Procedure

Application	Charging method	Charging Voltage at 20°C (V/cell)	Temperature compensation coefficient of charging voltage (mV/°C/cell)	Max. charging current (CA)	Charging time 0.1CA, 20°C (h)		Temp (°C)
					100% discharge	50% discharge	
For standby power Source	Constant voltage & Constant current charging (with current restriction)	2.25~2.30	-3	0.3	24	20	0~40 (32~104°F)
For cycle service		2.40~2.50	-4	0.3	16	10	

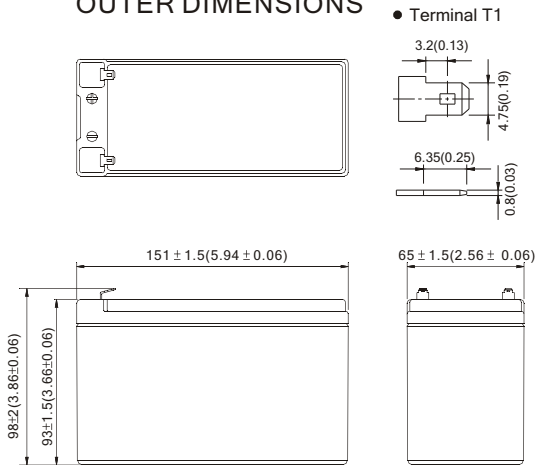
## Effect of Temperature on Long Term Float Life



## TERMINAL TYPE

mm (inch)

### OUTER DIMENSIONS



## Constant power discharge characteristics at 25°C/77°F

Final Voltage	Discharge time								
	5Min	10Min	15Min	30Min	1Hr	3Hr	5Hr	10Hr	20Hr
	Battery output power (W)								
10.80V	253.1	186.3	149.3	88.8	50.95	20.40	14.07	7.86	4.14
10.50V	292.9	201.8	156.2	92.2	52.47	20.81	14.28	7.98	4.20
10.20V	311.2	209.1	161.0	94.3	53.42	21.00	14.36	8.02	4.22
9.90V	325.2	214.1	164.7	95.6	54.06	21.15	14.41	8.04	4.24
9.60V	336.0	218.4	168.0	96.6	54.60	21.27	14.45	8.04	4.24

## TERMINAL POSITION

