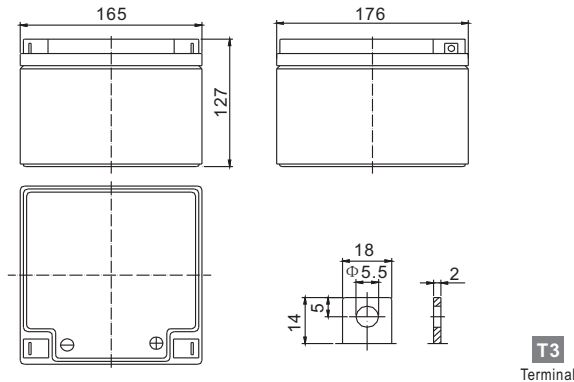


Standard Series

GP 12-26 12V26Ah

Dimension(mm)



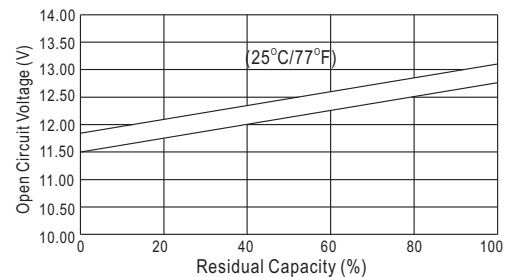
Specification

Nominal Voltage		12 V
Capacity(20HR, 25°C)		26Ah
Dimension	Length	165mm (6.50inch)
	Width	176mm (6.939inch)
	Height	127mm (5.0inch)
	Total Height	127mm (5.0inch)
Approx. Weight		8.1kg (17.8lbs)

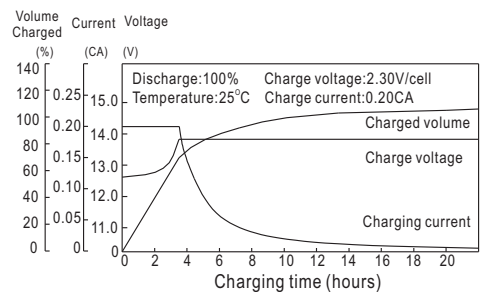
Characteristics

Capacity 20°C (68□) To 1.70V/Cell	20 hour rate	26Ah
	10 hour rate	24.3Ah
	5 hour rate	22.1Ah
	1 hour rate	15.7Ah
	15 min rate	11.15Ah
Internal resistance(Fully charged, 25°C)		Approx. 12mΩ
Capacity affected by temperature (20HR)	40°C	102%
	25°C	100%
	0°C	85%
	-15°C	65%
Self-discharge (25°C)	3 month	Remaining Capacity: 91%
	6 month	Remaining Capacity: 82%
	12 month	Remaining Capacity: 65%
Nominal operating temperature		25°C ±3°C(77°F ±5°F)
Operating temperature range		-15°C~50°C(5°F~122°F)
Float charging voltage(25°C)		13.60 to 13.80V
Cyclic charging voltage(25°C)		14.50 to 14.90V
Maximum charging current		7.8A
Terminal material		Copper
Maximum discharge current		390A(5 Sec.)

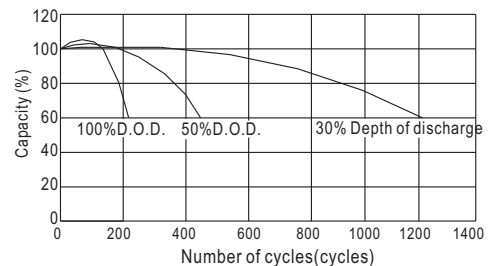
The Relationship for Open Circuit Voltage and Residual Capacity (25°C)



Charging Characteristics(25°C)



Cycle Life(25°C)



Constant Current Discharge Characteristics (A, 25°C)

F.V/TIME	5min	10min	15min	30min	60min	3h	5h	10h	20h
9.60V	95	65	46.5	28.2	16.2	6.93	4.51	2.47	1.3
10.2V	90.2	61.8	44.6	27.2	15.7	6.8	4.42	2.43	1.3
10.8V	84.8	58	42.4	26	15	6.56	4.28	2.37	1.25

Constant Power Discharge Characteristics (Watt, 25°C)

5min	10min	15min	30min	60min	3h	5h	10h	20h
1060	733	530	323	188	82.3	53.8	29.6	15.6
1006	697	508	312	182	80.8	52.8	29.1	15.6
946	654	483	280	174	77.9	51.1	28.4	15