



Valve Regulated Lead-Acid Rechargeable Battery



HR9-6

(36W/Cell 15Min Rate)

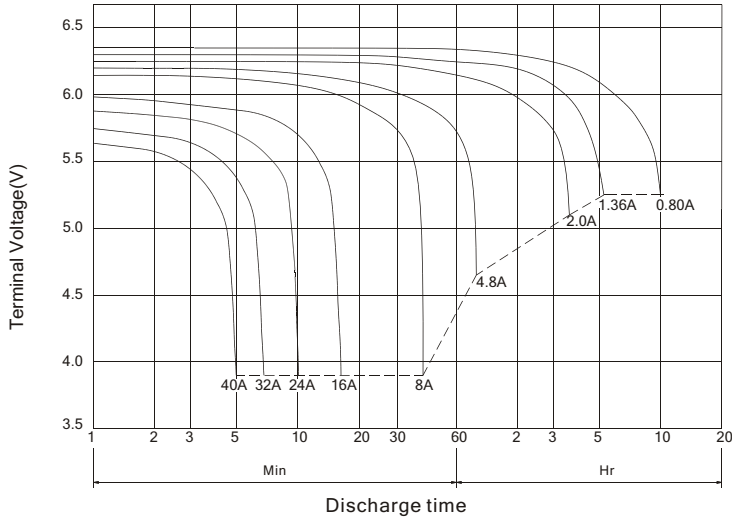
For High Rate Discharge

The battery is constructed by plates, separators, safety valves and container. Since the electrolyte is held by a glass-mat separator and plates, the battery can be used in any direction and position without leakage.

PERFORMANCE SPECIFICATIONS

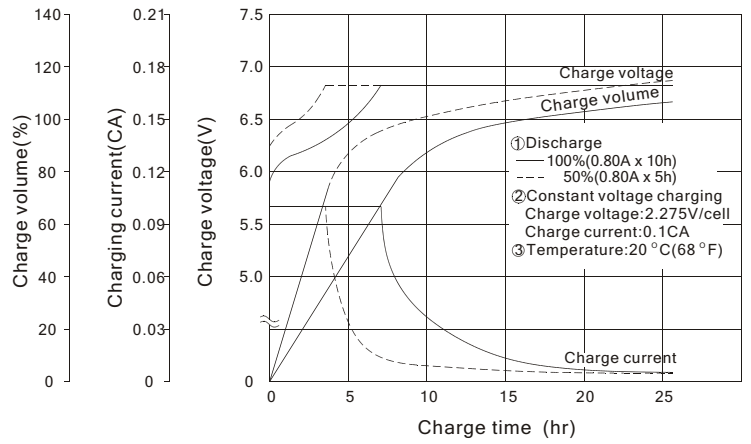
Nominal Voltage(V).....	6 volts(3cells in series)
Nominal Capacity(AH)	
10 Hour rate F.V.(1.75V/cell) (800mA to5.25volts)	8.0A.H.
15 Min rate F.V.(1.30V/cell) (216W to 3.90volts)	4.5A.H.
Approximate Weight	1400g(3.09lbs.)
Terminal	
Standard.....	Type T2
Optional.....	Type T1
Internal Resistance (Fully Charged Battery).....	<8mΩ
Maximum Discharge Current For 5 sec.(A).....	120A
Maximum Charge Current(A).....	2.4A
Ambient Temperature	
Charge.....	0°C(32°F)~40°C(104°F)
Discharge.....	-20°C(-4°F)~50°C(122°F)
Storage.....	-20°C(-4°F)~40°C(104°F)
Vibration test:	
Frequency: 16.7HZ	
Amplitude: 4mm	
Vibrate the battery horizontally or vertically for 60 minutes. The battery have no abnormality.	
Case.....	ABS
Dimension(mm/inch)	
Length ±1.5mm.....	151/5.94
Width ±1.5mm.....	34/1.34
Container Height ±1.5mm.....	94/3.70
Total Height ±2mm.....	100/3.94
Application.....	UPS, Laboratory Equipment, Toy-Cars, Power Packs, Fishing Lights.

HR9-6 Battery discharge characteristics (25 °C/77 °F)



Battery Charging Characteristics

(Typical example of the charge characteristic for the standby use)

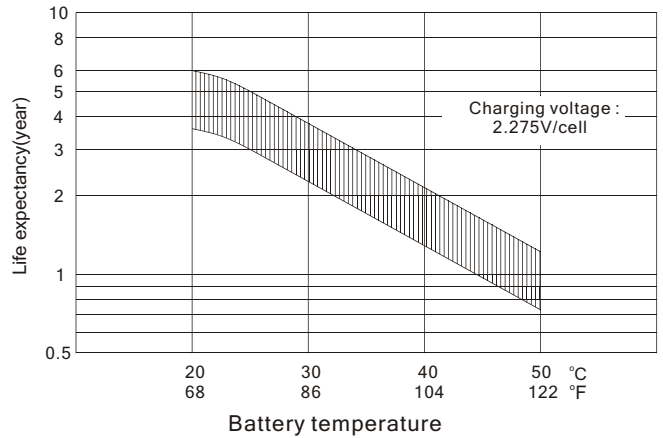


Charging Procedure

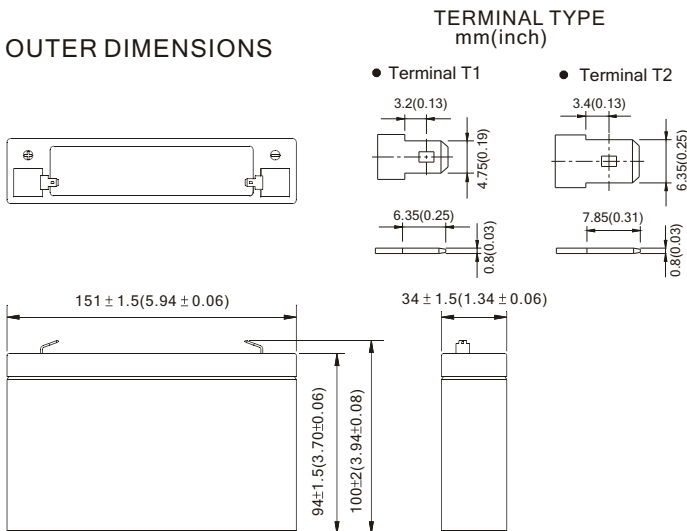
Application	Charging method	Charging Voltage at 20 °C (V/cell)	Temperature compensation coefficient of charging voltage (mV/°C/cell)	Max. charging current (CA)	Charging time 0.1CA, 20 °C (h)		Temp (°C)
					100% discharge	50% discharge	
For standby power Source	Constant voltage & Constant current charging (with current restriction)	2.25~2.30	-3	0.3	24	20	0~40 (32~104°F)
For cycle service		2.40~2.50	-4	0.3	16	10	

*Temperature compensation of charging voltage is not needed, when using the batteries within 5 °C to 35 °C range.

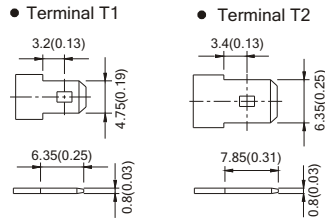
Effect of Temperature on Long Term Float Life



OUTER DIMENSIONS



TERMINAL TYPE



Constant power discharge characteristics at 25 °C/77 °F

Final Voltage	Discharge time							
	5Min	10Min	15Min	20Min	30Min	40Min	50Min	60Min
5.40V	184.5	126.0	91.25	77.85	59.2	45.0	37.6	33.1
5.10V	220.5	140.65	99.25	82.45	61.65	46.7	38.8	33.85
4.80V	236.25	147.95	103.75	85.5	63.0	47.8	39.6	34.45
4.50V	243.0	150.75	106.0	86.85	63.8	48.4	40.05	34.75
4.20V	247.5	152.8	107.2	87.65	64.25	48.7	40.4	35.0
3.90V	249.75	154.15	108.0	88.2	64.6	48.95	40.6	35.1

TERMINAL POSITION

