

ПЕРЕЙТИ
НА СТРАНИЦУ ТОВАРА >>>

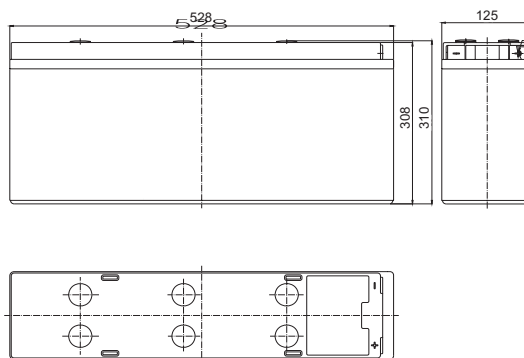
НИЗКИЕ ЦЕНЫ
НАЛИЧИЕ
ПРОФЕССИОНАЛЬНЫЕ
КОНСУЛЬТАЦИИ

ООО «1000 ВА»
Официальный поставщик
www.1000va.ru
8-800-350-78-47 info@1000va.ru

ЯндексMarket
Наш рейтинг ★★★★★
ЧИТАЙТЕ ОТЗЫВЫ



Data sheet for 6-GFM-150X battery



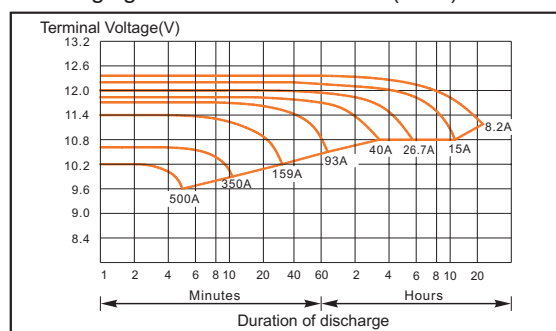
Specifications

| | | |
|------------------------------|--------|-------------------------|
| Nominal Voltage | | 12V |
| Rated Capacity(10 hour rate) | | 150Ah |
| Total Height(with terminals) | | 310mm (12.20 inches) |
| Dimension | Height | 308mm (12.13 inches) |
| | Lenght | 528mm (20.79 inches) |
| | Width | 125mm (4.92 inches) |
| Weight | | Approx.50Kg (110.23lbs) |

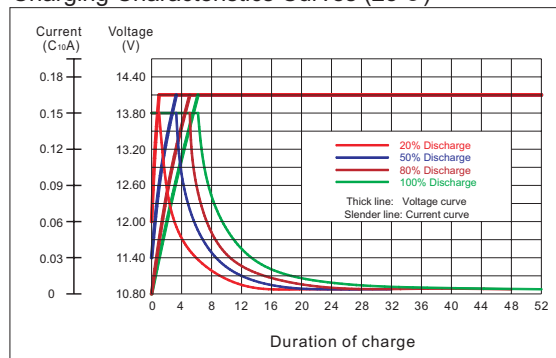
Characteristics

| | | |
|--------------------------------------|--------------------------------|---------------------|
| Capacity (25 °C) | 20Hr | 164Ah |
| | 10Hr | 150Ah |
| | 5Hr | 132Ah |
| | 1Hr | 93Ah |
| Internal Resistance(Full charged) | | 4.5 mΩ (25 °C) |
| Capacity affected by temperature | 40°C | 109% |
| | 25°C | 100% |
| | 0 °C | 88% |
| | -15°C | 76% |
| Self-Discharge (25 °C) | Capacity after 3 month storage | 92% |
| Charging(25 °C) | Cycle | 14.10V,23A or small |
| | Float | 13.50V,23A or small |
| Temperature compensation coefficient | | -0.018V / °C |

Discharging Characteristics Curves (25 °C)



Charging Characteristics Curves (25 °C)



Constant current discharge (Ampere @25 °C)

| Final Voltage (V/cell) | Minute | | | | | | | Hour | | | | | | | |
|------------------------|--------|-----|-----|-----|-----|-----|-----|------|----|------|------|------|------|------|------|
| | 5 | 10 | 15 | 20 | 30 | 40 | 50 | 1 | 2 | 3 | 4 | 5 | 6 | 8 | 10 |
| 1.85 | 284 | 243 | 198 | 173 | 132 | 109 | 95 | 85 | 53 | 39.2 | 31.1 | 26.3 | 22.5 | 17.7 | 14.9 |
| 1.80 | 348 | 281 | 225 | 192 | 144 | 117 | 101 | 89 | 54 | 40.1 | 31.5 | 26.7 | 22.8 | 17.9 | 15.0 |
| 1.75 | 401 | 311 | 243 | 206 | 153 | 123 | 106 | 93 | 55 | 40.5 | 31.8 | 26.9 | 23.0 | 18.0 | 15.2 |
| 1.70 | 443 | 333 | 258 | 215 | 159 | 126 | 109 | 95 | 56 | 40.8 | 32.1 | 27.0 | 23.1 | 18.2 | 15.3 |
| 1.65 | 476 | 350 | 267 | 222 | 162 | 129 | 110 | 96 | 56 | 41.1 | 32.3 | 27.2 | 23.3 | 18.3 | 15.3 |
| 1.60 | 501 | 362 | 275 | 227 | 164 | 131 | 112 | 98 | 57 | 41.3 | 32.4 | 27.3 | 23.4 | 18.5 | 15.5 |

Constant power discharge (Watt/cell @25°C)

| Final Voltage (V/cell) | Minute | | | | | | | Hour | | | | | | | |
|------------------------|--------|-----|-----|-----|-----|-----|-----|------|-----|------|------|------|------|------|------|
| | 5 | 10 | 15 | 20 | 30 | 40 | 50 | 1 | 2 | 3 | 4 | 5 | 6 | 8 | 10 |
| 1.85 | 618 | 510 | 354 | 357 | 287 | 225 | 200 | 176 | 102 | 79.8 | 63.5 | 52.8 | 44.6 | 35.3 | 30.2 |
| 1.80 | 680 | 534 | 419 | 366 | 293 | 176 | 203 | 179 | 104 | 80.7 | 64.8 | 53.3 | 45.3 | 35.6 | 30.5 |
| 1.75 | 770 | 558 | 423 | 377 | 297 | 183 | 207 | 182 | 105 | 81.8 | 65.7 | 53.7 | 46.2 | 36.0 | 30.6 |
| 1.70 | 825 | 570 | 434 | 384 | 300 | 188 | 212 | 183 | 108 | 82.7 | 66.8 | 54.2 | 47.1 | 36.5 | 30.8 |
| 1.65 | 858 | 588 | 441 | 390 | 303 | 191 | 216 | 185 | 110 | 83.6 | 67.7 | 54.8 | 48.2 | 36.8 | 30.9 |
| 1.60 | 896 | 597 | 447 | 398 | 305 | 192 | 219 | 186 | 111 | 84.3 | 68.6 | 55.1 | 49.4 | 37.1 | 31.1 |

This information is generally descriptive only and is not intended to make or imply any representation, guarantee or warranty with respect to any cells and batteries. Cell and battery designs/specifications are subject to modification without notice. Contact Coslight for the last information.